

23 824

**LINEARE™**

# SINGLE HOLE SINGLE-HANDLE XS-SIZE BATHROOM FAUCET 1.2 GPM

*Pure Freude  
an Wasser*



## STANDARD SPECIFICATION:

- GROHE SilkMove®
- GROHE StarLight®
- GROHE EcoJoy™
- GROHE QuickFix® Plus installation
- GROHE AquaGuide adjustable aerator 20°-40°
- 7 3/8" Faucet height (open position)
- 6 1/8" Faucet height (closed position)
- 4 3/16" Spout reach
- 3 3/4" Aerator height
- Solid brass construction with metal lever
- 23 1/2" Nylon braided flex hoses
- CALGreen/CEC compliant
- 1.2gpm (WaterSense)



## PRODUCT FEATURES:





-  **GROHE StarLight®**
-  **GROHE SilkMove®**
-  **GROHE EcoJoy™**
-  **GROHE QuickFix®**

## CERTIFICATIONS:



- ADA
- WaterSense
- CEC Certified
- Low Lead Certified
- CALGreen Compliant
- Energy Policy Act of 1992
- NSF 61
- NSF 372
- CSA B125.1
- ASME A112.18.1
- Complies with lead plumbing laws

## AVAILABLE FINISHES:

- 2382400A**  GROHE StarLight® Chrome
- 23824A0A**  Hard Graphite
- 23824ENA**  Brushed Nickel InfinityFinish™
- 23824GNA**  Brushed Cool Sunrise

NOTE: Install this product according to the installation guide. ADA, CSA compliant when installed to the specific requirements of these regulations.

We reserve the right to make revisions without notice to product specifications. 07-06-2022

**US**  
Tel: 1.630.582.7711 Fax: 1.630.582.7722  
For the most current Specification Sheet,  
go to [www.grohe.us](http://www.grohe.us).

**Canada**  
Tel: 1.888.644.7643 Fax: 1.905.366.2071  
For the most current Specification Sheet,  
go to [www.grohe.ca](http://www.grohe.ca).

**PART OF LIXIL**

23 824

LINEARE™

SINGLE HOLE SINGLE-HANDLE XS-SIZE  
BATHROOM FAUCET 1.2 GPM

Pure Freude  
an Wasser



TECHNICAL DATA:

Product Height	6-1/8 in
Product Length	6 in
Product Width	1-3/4 in
Fitting Spout Height	3-3/4 in
Fitting Spout Reach	4-3/16 in
Fitting Handle Height	6-1/8 in
GPM (Min)-GPM (Max)	1.2 gal (US)/min
Fitting No of Holes Required	1

